



PT.BINTANG NUSANTARA MEDIKA

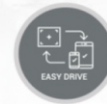
rayence

It's our new sight to the next in medical x-ray imaging solution

1417WCE



**14x17
WIRELESS
MODEL
BRAND
NEW**



APPLICATION



General-radiography



Chiropractic



Orthopedics

Global Network

HQ

14, Samsung 1-ro 1-gil,
Hwaseong-si, Gyeonggi-do, Korea
Tel : (82) 31-8015-6245
Fax : (82) 31-8015-6300
E-mail : marketing@rayence.com

USA

81 Ruckman Rd, Unit A,B,Closter,
NJ 07624
Tel : (201) 585-0290
Fax : (201) 585-0293

Japan

Arubi Bldg 5F, 4-25-3 Matsugaya
Taito-ku Tokyo Japan
Tel : (81) 3-5246-3334
Fax : (81) 3-5246-3304

Europe

Mergenthalerallee 77
65760 Eschborn, Germany
Tel : 49-6196-9989-897
E-mail : marketing@rayence.com

China

Room 316, Oriental Technology
Building, No. 16, Kewei Road,
Yuehai street, Nanshan District,
Shenzhen City, Guangdong Province, China
Tel : (86) 13560708528

©RYMKT 2022

Distributor Area Jawa Timur :



PT.BINTANG NUSANTARA MEDIKA

☎ 0857 3325 3456 / 0852 2000 9448

✉ pt.bintangnusantaramedika@gmail.com



Powered Design for Mobile

○ Light & Slim Design



- Light Weight
- Built-in handles to easy carry

○ Long-lasting Battery

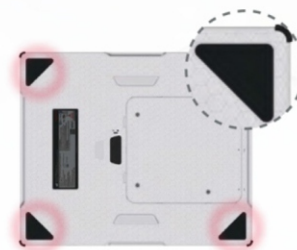


Battery Operating Time :
-up to 16 hours (2 batteries)

✔ Hot swap function

Possible to acquire the high- quality images
without warm-up time when the battery is replaced

○ Non-slip Design



- User-friendly Functions
- Enhanced Practicality



A Design made to last

○ Water & Dust Resistance




- Enhanced resistance to prevent the penetration of liquids
- Designed to protect from dust and contamination

○ Robust Durability



Bumper design against external
shocks and vibration

○ Excellent Reliability




- 100cm Drop-tested
- Load limit - Point : 150kg
Surface : 300kg



High Resolution Imaging Shows Detail

○ Pixel Size : 100/140µm



▲ 1417WCE_100µm

▲ 1417WCE_140µm



- Fast Exam
- Low Dose Radiation
- Convenient & Versatile

Specification

*Specifications are subject to change without notice

Parameter	1417WCE	GreenON 1417 Pro
	Sensor Type	a-si TFT
Scintillator Type	CsI	
Total Pixel Matrix (Pixels)	100 type : 3534 X 4302 140 type : 2500 X 3052	
Total Pixel Area (mm)	100 type : 353.4 X 430.2 140 type : 350.0 X 427.3	
Pixel Pitch (µm)	100 / 140	
A/D Conversion (bits)	16	
Data Transfer	CigE 802.11a/g/n/ac	
Energy Range (kVp)	40 - 150	
Dimension (mm)	384 X 460 X15 387 X 460 X15 (incl. bumper)	
Weight (kg)	2.8 (incl. 1 battery) (T.B.D)	
Battery Operating Time (hrs)	Max.16	
DQE	Typ.65%	High DQE Typ.80% (Even at low dose of 0.5uGy)

Distributor Area Jawa Timur :

☎ 0857 3325 3456 / 0852 2000 9448

✉ pt.bintangnusantamedika@gmail.com

BNTM
PT.BINTANG NUSANTARA MEDIKA